

Courtyard Collection®

The Genuine. The Original.



START HERE.



**Courtyard Collection®**  
Custom steel garage doors



# Courtyard Collection®

The beauty of wood. The durability of steel.

The Genuine. The Original.




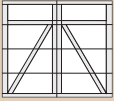


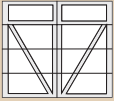
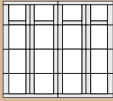

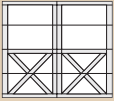
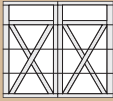

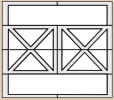

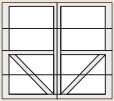

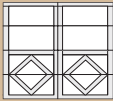
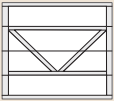

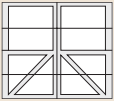
Insulated steel construction, fashioned to resemble the elegant wood designs of traditional carriage house doors.



161A with Somerton windows and Traditional Hammertone hinges and handles

# CHOOSE YOUR DOOR

Select among eighteen classic designs or a full custom door

Tier 1	370 Series	160 Series	Tier 2	370 Series	160 Series	Tier 3	370 Series	160 Series
 161B		●	 375T/165T	●	●	 164A		●
 371M/161M	●	●	 166T		●	 373T/163T	●	●
 371T/161T	●	●	 167B		●	 377T/167T	●	●
 162Z		●	 167E*		●	 162A		●
 166B		●	 371A/161A	●	●	 168B		●
 166E*		●	 162E		●			
 375B/165B	●	●						
Woodgrain trim	●	●		●	●		●	●
Color matched trim		●			●			●
Warranty**	20 Years	Lifetime		20 Years	Lifetime		20 Years	Lifetime
Wind load		●			●			●
<sup>1</sup> Minimum R-value	9.3	12.76		9.3	12.76		9.3	12.76
<sup>2</sup> U-value	0.24	0.24		0.24	0.24		0.24	0.24
Insulated glass		●			●			●
Non-insulated glass	●			●			●	
Overlay thickness	3/8"	3/4"		3/8"	3/4"		3/8"	3/4"
Door thickness	1"	1 3/8"		1"	1 3/8"		1"	1 3/8"
Commercial track		●			●			●
Residential track	●			●			●	
Urethane rollers		●			●			●
Nylon rollers	●			●			●	

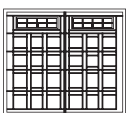
<sup>1</sup>R-value: Overhead Door Corporation uses a calculated door section R-value for our insulated doors. The higher the R-value, the greater the insulating properties.

<sup>2</sup>U-factor: A standardized measure of the rate at which the heat passes through a material. The lower the U-factor, the greater the insulating properties.

\*Windows and arches are not available on these series

\*\*Limited warranty

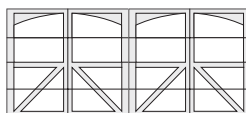
## Full custom door



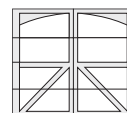
169

Your Overhead Door Distributor can assist you in creating the perfect custom-designed door.

## With arches



Double arch

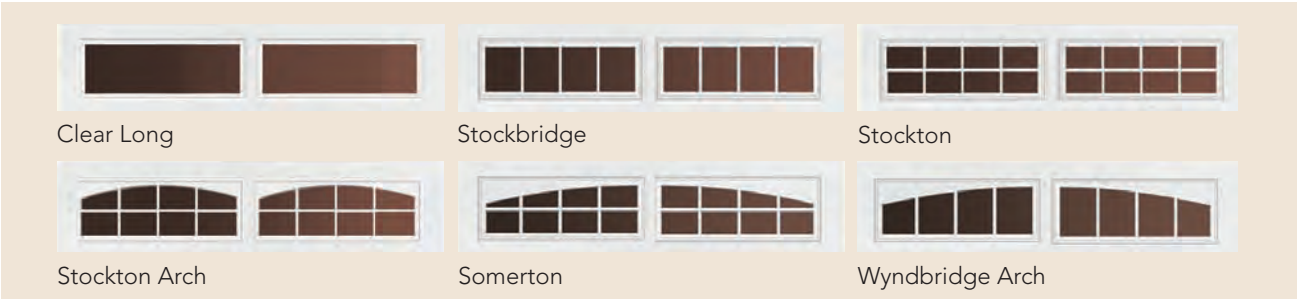


Single arch

Select doors are available with distinctive arch designs.

## Individualize with windows

Windows are available with non-insulated glass (370 Series only) or insulated glass (160 Series only) for maximum energy efficiency, and a variety of trim designs.



## Select hardware

Further individualize your garage door with our distinctive decorative exterior handles and hinges.

### Value




### Premium



## Mix and match colors

Doors overlays and window trim are available in the colors shown or can be painted to match your home's décor\* (additional charges may apply).



\*Colors may vary slightly from these shown and may not be available on all individual series. See painting instructions for details.

## Wind load-rated door

(160 Series only - optional)

Safeguard your home in extreme wind conditions. Wind load rating means your home can be built to withstand a variety of wind conditions and meet your local building codes.

## CHOOSE YOUR OPENER

Be sure to ask about our complete line of garage door openers. Your Overhead Door Distributor will help you choose the opener that best suits your specifications and preferences.







163T Sandstone, Stockbridge windows, Spear hinges and handles



164A Custom color, Spade design hinges

## Built better from the inside out



### Thermacore® insulation



CFC-free, ozone-safe, polyurethane insulation with Thermacore® construction provides a minimum R-value\* of 11 and U-factor up to 0.24



### In-between section thermal seals


With an air infiltration rating of .08 cfm, seals provide superior resistance to the elements



### Weather proof


Wood-grain textured trim boards are resistant to dents and the elements

\*Overhead Door Corporation uses a calculated door section R-value for our insulated doors.



### Durable finish

Hot-dipped galvanized steel with two coats of baked-on polyester paint



### Sealed from elements

Specially treated trim boards resist weather, fungal decay and insects



### Quiet operation

Commercial grade track and hardware featuring durable 13 ball bearing urethane rollers



## The Genuine. The Original.

Since 1921, Overhead Door Corporation has not only raised the standards of excellence for the industry – we've created them. Overhead Door created the original overhead door in 1921 and the first garage door opener in 1926.

Today, our 400 Overhead Door Distributors are still leading the way with innovative solutions and unmatched installation, service and support. So look for the Red Ribbon. It's your guarantee that you're getting the genuine, the original Overhead Door.



### Limited Lifetime Warranty

Courtyard Collection® garage doors are backed by up to a limited lifetime warranty that protects against section rust-through for as long as you own your home. Also included is a one-year non-transferable, limited warranty ensuring high standards for materials and workmanship.\*

\* Warranties vary by model series. See warranty for full details.

## The Genuine. The Original.



Overhead Door Corporation  
2501 S. State Hwy., 121 Bus., Suite 200, Lewisville, Texas 75067  
**1-800-929-DOOR • [www.OverheadDoor.com](http://www.OverheadDoor.com)**

©2013 Overhead Door Corporation. Courtyard Collection, Thermacore and the Ribbon Logo are registered trademarks of Overhead Door Corporation. All other trademarks are the property of their rightful owners. Consistent with our policy of continuing product improvement, we reserve the right to change product specifications without notice or obligation. R900-688 10M 4/13 JAR

Cover: Full custom-painted windows, inserts and overlays.



SOLD AND DISTRIBUTED BY: